

## EAL Data Dashboard

Total Cohort				gender	No.	%	SEN Stage	No.	% of Cohort	Additional	No.	% of EAL
Total EAL				Boys	0	####	SEN Support	0	#DIV/0!	EAL = SEN	0	#DIV/0!
% EAL on Role				gals	0	####	SEN (1 / 2)	0	#DIV/0!	EAL = SEN	0	#DIV/0!



EAL Data Dashboard  
Version 1

SPEC NAME	No.	% of SEN	Language Proficiency	No.	%	EAL by Year Group	No.	%	First Language	No.	% of EAL	Attendance	No.	% of EAL Cohort	
WPK	0	#DIV/0!	New to English	A	0	####	Hindi	0	####	Urdu	0	#DIV/0!	Average	#DIV/0!	
WRT	0	#DIV/0!		Early Acquisition	B	0	####	English/Asian	0	####	Punjabi	0	#DIV/0!	75-100%	#DIV/0!
WRP	0	#DIV/0!	Developing Competence		C	0	####	Yrsg.1	0	####	Bengali	0	#DIV/0!	61-75%	#DIV/0!
WOT	0	#DIV/0!		Competent	D	0	####	Yrsg.2	0	####	Pakistani	0	#DIV/0!	41-60%	#DIV/0!
WFOA	0	#DIV/0!	Fluent		E	0	####	Yrsg.3	0	####	Parsi	0	#DIV/0!	Below 40%	#DIV/0!
WABA	0	#DIV/0!		<b>EAL Assessment (AJE Profile EAL Assessment)</b>						Romanian		0	#DIV/0!	<b>Current Attainment against Age Expectations</b>	
WRBC	0	#DIV/0!	Chinese	Code	No.	%	Yr.1	Yr.2	Yr.3	Yr.4	Yr.5	Yr.6	Reading	No.	% of Cohort
WRKA	0	#DIV/0!	Stage 1	IA1	0	####	0	0	0	0	0	0	Above ARE	0	#DIV/0!
WRCA	0	#DIV/0!	Stage 2	IA2	0	####	0	0	0	0	0	0	At ARE	0	#DIV/0!
WROA	0	#DIV/0!	Stage 3	IA3	0	####	0	0	0	0	0	0	Below ARE	0	#DIV/0!
WROB	0	#DIV/0!	Stage 4	IB	0	####	0	0	0	0	0	0	Total	0	#DIV/0!
WRPA	0	#DIV/0!	Stage 5	IB1	0	####	0	0	0	0	0	0	Writing	No.	% of Cohort
WRPB	0	#DIV/0!	Stage 6	IB2	0	####	0	0	0	0	0	0	Above ARE	0	#DIV/0!
WRPC	0	#DIV/0!	Stage 7	IC1	0	####	0	0	0	0	0	0	At ARE	0	#DIV/0!
WRPD	0	#DIV/0!	Stage 8	IC2	0	####	0	0	0	0	0	0	Below ARE	0	#DIV/0!
WRPE	0	#DIV/0!	Stage 9	IC3	0	####	0	0	0	0	0	0	Total	0	#DIV/0!
WRPF	0	#DIV/0!	Stage 10	IC4	0	####	0	0	0	0	0	0	Maths	No.	% of Cohort
WRPG	0	#DIV/0!	Stage 11	IC5	0	####	0	0	0	0	0	0	Above ARE	0	#DIV/0!
WRPH	0	#DIV/0!	<a href="#">Click here to go to Ethnicity Breakdown</a>						<a href="#">*Click here to go to Full List of First Language by DE</a>						

Autumn Term 2017  
Avril Bull

# In the beginning!

- Action research project



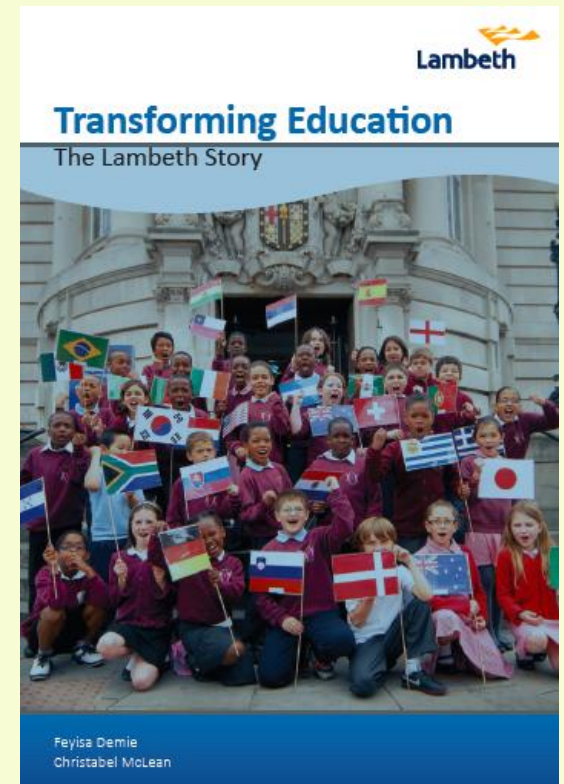
- What's happening in schools with census and school held data?

- Based on feedback from Birmingham EAL co-ordinators



# Research

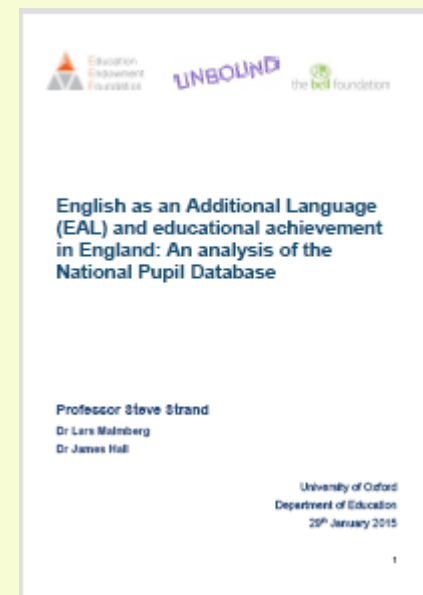
Demie and Mclean (2015) –  
Transforming Education  
The Lambeth Story



# Research

English as an Additional Language (EAL) and educational achievement in England: An analysis of the National Pupil Database

Strand, Malmberg and Hall,  
2015



# Equalities duty

“Key part of the equalities duty in England is to monitor and analyse the achievement in relation to ethnicity”.

Malmberg and Hall (2015)



# Guidance from DfE

- Own systems to monitor and evaluate, with little guidance or explanation.

- New EAL data dashboard

Total Cohort		gender	No.	%	SEN Stage	No.	% of Pool	Additional	No.	% of EAL
Total EAL		boys	0	###	SEN Support	0	#DIV/0!	EAL - FP	0	#DIV/0!
% EAL on Risk		girls	0	###	EAL (E.A.S)	0	#DIV/0!	EAL - SEN	0	#DIV/0!

DfE Main Area	No.	% of SEN	Language Proficiency	No.	%	EAL by Year Group	No.	%	First Language	No.	% of EAL	Attendance	No.	% of EAL Cohort	
MSPE	0	#DIV/0!	New to English	A	0	###	MandC	0	###	Urdu	0	#DIV/0!	Average	0	#DIV/0!
VRI	0	#DIV/0!	Early Acquisition	B	0	###	Year 1	0	###	Bengali	0	#DIV/0!	96-100%	0	#DIV/0!
VRIQ	0	#DIV/0!	Developing Competence	C	0	###	Year 2	0	###	Pakistani	0	#DIV/0!	91-95%	0	#DIV/0!
MVBA	0	#DIV/0!	Competent	D	0	###	Year 3	0	###	Polish	0	#DIV/0!	Below 90%	0	#DIV/0!
MVBC	0	#DIV/0!	Fluent	E	0	###	Year 4	0	###	Somali	0	#DIV/0!	Below 85%	0	#DIV/0!
MVAS	0	#DIV/0!					Year 5	0	###	Arabic	0	#DIV/0!			
MVAT	0	#DIV/0!					Year 6	0	###	Pashto	0	#DIV/0!			
ZINE	0	#DIV/0!					Total	0	###	Gujarati	0	#DIV/0!			
AFKH	0	#DIV/0!								Persian	0	#DIV/0!			
AFKH	0	#DIV/0!								French	0	#DIV/0!			
AFKH	0	#DIV/0!								Hindi	0	#DIV/0!			
AFKH	0	#DIV/0!								Romanian	0	#DIV/0!			
AFKH	0	#DIV/0!								Chinese	0	#DIV/0!			
AFKH	0	#DIV/0!								Hindi	0	#DIV/0!			
AFKH	0	#DIV/0!								Tamil	0	#DIV/0!			
AFKH	0	#DIV/0!								Other*	0	#DIV/0!			



  

EAL Assessment (AZE Profile EAL Assessment)														
Criteria	Code	No.	%	Rec	Yr1	Yr2	Yr3	Yr4	Yr5	Yr6	Writing	No.	% of Pool	
Stage 1	(A)	0	###	0	0	0	0	0	0	0	Tamil	0	#DIV/0!	
Stage 2	(B)	0	###	0	0	0	0	0	0	0	Other*	0	#DIV/0!	
Stage 3	(C)	0	###	0	0	0	0	0	0	0	Other*	0	#DIV/0!	
Stage 4	(D)	0	###	0	0	0	0	0	0	0	Other*	0	#DIV/0!	
Stage 5	(E)	0	###	0	0	0	0	0	0	0	Other*	0	#DIV/0!	
Stage 6	(F)	0	###	0	0	0	0	0	0	0	Other*	0	#DIV/0!	
Stage 7	(G)	0	###	0	0	0	0	0	0	0	Other*	0	#DIV/0!	
Stage 8	(H)	0	###	0	0	0	0	0	0	0	Other*	0	#DIV/0!	
Stage 9	(I)	0	###	0	0	0	0	0	0	0	Other*	0	#DIV/0!	
Stage 10	(J)	0	###	0	0	0	0	0	0	0	Other*	0	#DIV/0!	

# What does it look like?

- Similar to SEN data dashboard
- Contains key information in number and visual form
- Creates percentages to help with analysing the information
- Has the option to including school's own EAL assessment data

# What does it look like?

<b>Total Cohort</b>		<b>gender</b>	No.	%	<b>SEN Stage</b>	No.	% of Roll	<b>Additional</b>	No.	% of EAL	 Birmingham City Council	 Access to Education
<b>Total EAL</b>	0	boys	0	####	<b>SEN Support</b>	0	#DIV/0!	EAL + PP	0	#DIV/0!	<b>EAL Data Dashboard</b>	
<b>% EAL on Roll</b>	####	girls	0	####	<b>EHC (E / S)</b>	0	#DIV/0!	EAL + SEN	0	#DIV/0!	Version 1	

<b>DfE Main Cat</b>	No.	% of SEN	<b>Language Proficiency</b>			<b>EAL by Year Group</b>			<b>First Language</b>			<b>Attendance</b>			
			No.	%	No.	%	No.	%	No.	% of EAL	No.	% of EAL Cohort	No.	% of EAL Cohort	
WBRI	0	#DIV/0!	New to English	A	0	####	Nursery	0	####	Urdu	0	#DIV/0!	Average	#DIV/0!	
WIRT	0	#DIV/0!					Reception	0	####	Punjabi	0	#DIV/0!	96 - 100 %	0	#DIV/0!
WIRI	0	#DIV/0!	Early Acquisition	B	0	####	Year 1	0	####	Bengali	0	#DIV/0!	91 - 95 %	0	#DIV/0!
WOTH	0	#DIV/0!					Year 2	0	####	Pahari	0	#DIV/0!	85 - 90 %	0	#DIV/0!
WROM	0	#DIV/0!	Developing Competence	C	0	####	Year 3	0	####	Polish	0	#DIV/0!	Below 85%	0	#DIV/0!
MwBA	0	#DIV/0!					Year 4	0	####	Somali	0	#DIV/0!			
MwBC	0	#DIV/0!	Competent	D	0	####	Year 5	0	####	Arabic	0	#DIV/0!			
MwAS	0	#DIV/0!					Year 6	0	####	Pashto	0	#DIV/0!			
MOTH	0	#DIV/0!	Fluent	E	0	####	<b>Total</b>	0	####	Gujarati	0	#DIV/0!			
AIND	0	#DIV/0!											Persian	0	#DIV/0!
APKN	0	#DIV/0!	<b>EAL Assessment</b>												
ABAN	0	#DIV/0!	<b>(A2E Profile EAL Assessment)</b>												
AOTH	0	#DIV/0!	Criteria	Code	No.	%	Rec	Yr 1	Yr 2	Yr 3	Yr 4	Yr 5	Yr 6		
BCRB	0	#DIV/0!	Stage 1	(A)	0	####	0	0	0	0	0	0	0		
BAFR	0	#DIV/0!	Stage 2	(A)	0	####	0	0	0	0	0	0	0		
BOTH	0	#DIV/0!	Stage 3	(B)	0	####	0	0	0	0	0	0	0		
CHNE	0	#DIV/0!	Stage 4	(B)	0	####	0	0	0	0	0	0	0		
OOTH	0	#DIV/0!	Stage 5	(C)	0	####	0	0	0	0	0	0	0		
REFU	0	#DIV/0!	Stage 6	(C)	0	####	0	0	0	0	0	0	0		
NOBT	0	#DIV/0!	Stage 7	(D)	0	####	0	0	0	0	0	0	0		
			Stage 8	(E)	0	####	0	0	0	0	0	0	0		

<b>Current Attainment against Age Expectations</b>		
<b>Reading</b>	No.	% of Roll
Above ARE	0	#DIV/0!
At ARE	0	#DIV/0!
Below ARE	0	#DIV/0!
<b>Total</b>	<b>0</b>	<b>#DIV/0!</b>

<b>Writing</b>		
No.	% of Roll	
Above ARE	0	#DIV/0!
At ARE	0	#DIV/0!
Below ARE	0	#DIV/0!
<b>Total</b>	<b>0</b>	<b>#DIV/0!</b>

<b>Maths</b>		
No.	% of Roll	
Above ARE	0	#DIV/0!
At ARE	0	#DIV/0!
Below ARE	0	#DIV/0!
<b>Total</b>	<b>0</b>	<b>#DIV/0!</b>


  

<a href="#">Click Here to go to Ethnicity Breakdown by Extended DfE</a>												
<a href="#">*Click Here to go to Full List of First Language by DfE Code</a>												



# Cohort data

<b>Total Cohort</b>	
<b>Total EAL</b>	0
<b>% EAL on Roll</b>	####



% of Roll	
#DIV/0!	
#DIV/0!	

<b>Additional</b>	No.	% of EAL
EAL + PP	0	#DIV/0!
EAL + SEN	0	#DIV/0!

DfE Main Cat	No.	% of SEN
WBRI	0	#DIV/0!
WIRT	0	#DIV/0!
WIRI	0	#DIV/0!
WOTH	0	#DIV/0!
WROM	0	#DIV/0!
MwBA	0	#DIV/0!
MwBC	0	#DIV/0!
MwAS	0	#DIV/0!
MOTH	0	#DIV/0!
AIND	0	#DIV/0!
APKN	0	#DIV/0!
ABAN	0	#DIV/0!
AOTH	0	#DIV/0!
BCRB	0	#DIV/0!
BAFR	0	#DIV/0!
BOTH	0	#DIV/0!
CHNE	0	#DIV/0!
OOTH	0	#DIV/0!
REFU	0	#DIV/0!
NOBT	0	#DIV/0!

Proficiency	No.	%
New to English	A	0
Early Acquisition	B	0
Developing Competence	C	0
Competent	D	0
Fluent	E	0

EAL by Year Group	No.	%
Nursery	0	####
Reception	0	####
Year 1	0	####
Year 2	0	####
Year 3	0	####
Year 4	0	####
Year 5	0	####
Year 6	0	####
<b>Total</b>	<b>0</b>	<b>####</b>

First Language	No.	% of EAL
Urdu	0	#DIV/0!
Panjabi	0	#DIV/0!
Bengali	0	#DIV/0!
Pahari	0	#DIV/0!
Polish	0	#DIV/0!
Somali	0	#DIV/0!
Arabic	0	#DIV/0!
Pashto	0	#DIV/0!
Gujarati	0	#DIV/0!
Persian	0	#DIV/0!
French	0	#DIV/0!
Hindi	0	#DIV/0!
Romanian	0	#DIV/0!
Chinese	0	#DIV/0!
Tagalog/Fili	0	#DIV/0!
Portuguese	0	#DIV/0!
Tigrinya	0	#DIV/0!
German	0	#DIV/0!
Tamil	0	#DIV/0!
Other*	0	#DIV/0!

Attendance	No.	% of EAL Cohort
Average		#DIV/0!
96 - 100 %	0	#DIV/0!
91 - 95 %	0	#DIV/0!
85 - 90 %	0	#DIV/0!
Below 85%	0	#DIV/0!

Current Attainment against Age Expectations		
Reading	No.	% of Roll
Above ARE	0	#DIV/0!
At ARE	0	#DIV/0!
Below ARE	0	#DIV/0!
<b>Total</b>	<b>0</b>	<b>#DIV/0!</b>

Writing	No.	% of Roll
Above ARE	0	#DIV/0!
At ARE	0	#DIV/0!
Below ARE	0	#DIV/0!
<b>Total</b>	<b>0</b>	<b>#DIV/0!</b>

Maths	No.	% of Roll
Above ARE	0	#DIV/0!
At ARE	0	#DIV/0!
Below ARE	0	#DIV/0!
<b>Total</b>	<b>0</b>	<b>#DIV/0!</b>

EAL Assessment											
[A2E Profile EAL Assessment]											
Criteria	Code	No.	%	Rec	Yr 1	Yr 2	Yr 3	Yr 4	Yr 5	Yr 6	
Stage 1	(A)	0	####	0	0	0	0	0	0	0	0
Stage 2	(A)	0	####	0	0	0	0	0	0	0	0
Stage 3	(B)	0	####	0	0	0	0	0	0	0	0
Stage 4	(B)	0	####	0	0	0	0	0	0	0	0
Stage 5	(C)	0	####	0	0	0	0	0	0	0	0
Stage 6	(C)	0	####	0	0	0	0	0	0	0	0
Stage 7	(D)	0	####	0	0	0	0	0	0	0	0
Stage 8	(E)	0	####	0	0	0	0	0	0	0	0

Click Here to go to Ethnicity Breakdown by Extended DfE

\*Click Here to go to Full List of First Language by DfE Code

# Gender split



<b>Total Cohort</b>	
<b>Total EAL</b>	0
<b>% EAL on Roll</b>	#####

<b>gender</b>	<b>No.</b>	<b>%</b>
boys	0	#####
girls	0	#####

<b>No.</b>	<b>% of EAL</b>
0	#DIV/0!
0	#DIV/0!

DfE Main Cat	No.	% of SEN
WBRI	0	#DIV/0!
WIRT	0	#DIV/0!
WIRI	0	#DIV/0!
WOTH	0	#DIV/0!
WROM	0	#DIV/0!
MwBA	0	#DIV/0!
MwBC	0	#DIV/0!
MwAS	0	#DIV/0!
MOTH	0	#DIV/0!
AIND	0	#DIV/0!
APKN	0	#DIV/0!
ABAN	0	#DIV/0!
AOTH	0	#DIV/0!
BCRB	0	#DIV/0!
BAFR	0	#DIV/0!
BOTH	0	#DIV/0!
CHNE	0	#DIV/0!
OOTH	0	#DIV/0!
REFU	0	#DIV/0!
NOBT	0	#DIV/0!

Language Proficiency	No.	%
New to English	A	0 #####
Early Acquisition	B	0 #####
Developing Competence	C	0 #####
Competent	D	0 #####
Fluent	E	0 #####

EAL by Year Group	No.	%
Nursery	0	#####
Reception	0	#####
Year 1	0	#####
Year 2	0	#####
Year 3	0	#####
Year 4	0	#####
Year 5	0	#####
Year 6	0	#####
<b>Total</b>	<b>0</b>	<b>#####</b>

First Language	No.	% of EAL
Urdu	0	#DIV/0!
Panjabi	0	#DIV/0!
Bengali	0	#DIV/0!
Pahari	0	#DIV/0!
Polish	0	#DIV/0!
Somali	0	#DIV/0!
Arabic	0	#DIV/0!
Pashto	0	#DIV/0!
Gujarati	0	#DIV/0!
Persian	0	#DIV/0!
French	0	#DIV/0!
Hindi	0	#DIV/0!
Romanian	0	#DIV/0!
Chinese	0	#DIV/0!
Tagalog/Fili	0	#DIV/0!
Portuguese	0	#DIV/0!
Tigrinya	0	#DIV/0!
German	0	#DIV/0!
Tamil	0	#DIV/0!
Other*	0	#DIV/0!

Attendance	No.	% of EAL Cohort
Average		#DIV/0!
96 - 100 %	0	#DIV/0!
91 - 95 %	0	#DIV/0!
85 - 90 %	0	#DIV/0!
Below 85%	0	#DIV/0!

Current Attainment against Age Expectations		
Reading	No.	% of Roll
Above ARE	0	#DIV/0!
At ARE	0	#DIV/0!
Below ARE	0	#DIV/0!
<b>Total</b>	<b>0</b>	<b>#DIV/0!</b>

Writing	No.	% of Roll
Above ARE	0	#DIV/0!
At ARE	0	#DIV/0!
Below ARE	0	#DIV/0!
<b>Total</b>	<b>0</b>	<b>#DIV/0!</b>

Maths	No.	% of Roll
Above ARE	0	#DIV/0!
At ARE	0	#DIV/0!
Below ARE	0	#DIV/0!
<b>Total</b>	<b>0</b>	<b>#DIV/0!</b>

EAL Assessment											
[A2E Profile EAL Assessment]											
Criteria	Code	No.	%	Rec	Yr 1	Yr 2	Yr 3	Yr 4	Yr 5	Yr 6	
Stage 1	(A)	0	#####	0	0	0	0	0	0	0	0
Stage 2	(A)	0	#####	0	0	0	0	0	0	0	0
Stage 3	(B)	0	#####	0	0	0	0	0	0	0	0
Stage 4	(B)	0	#####	0	0	0	0	0	0	0	0
Stage 5	(C)	0	#####	0	0	0	0	0	0	0	0
Stage 6	(C)	0	#####	0	0	0	0	0	0	0	0
Stage 7	(D)	0	#####	0	0	0	0	0	0	0	0
Stage 8	(E)	0	#####	0	0	0	0	0	0	0	0

[Click Here to go to Ethnicity Breakdown by Extended DfE](#)

[\\*Click Here to go to Full List of First Language by DfE Code](#)

# Links with SEN

<b>Total Cohort</b>		<b>gender</b>	No.	%	<b>SEN Stage</b>	No.	% of Roll
<b>Total EAL</b>	0	boys	0	####	<b>SEN Support</b>	0	#DIV/0!
<b>% EAL on Roll</b>	#####	girls	0	####	<b>EHC (E / S)</b>	0	#DIV/0!

DfE Main Cat	No.	% of SEN
WBRI	0	#DIV/0!
WIRT	0	#DIV/0!
WIRI	0	#DIV/0!
WOTH	0	#DIV/0!
WROM	0	#DIV/0!
MwBA	0	#DIV/0!
MwBC	0	#DIV/0!
MwAS	0	#DIV/0!
MOTH	0	#DIV/0!
AIND	0	#DIV/0!
APKN	0	#DIV/0!
ABAN	0	#DIV/0!
AOTH	0	#DIV/0!
BCRB	0	#DIV/0!
BAFR	0	#DIV/0!
BOTH	0	#DIV/0!
CHNE	0	#DIV/0!
OOTH	0	#DIV/0!
REFU	0	#DIV/0!
NOBT	0	#DIV/0!

Language Proficiency	No.	%
New to English	A	0 ####
Early Acquisition	B	0 ####
Developing Competence	C	0 ####
Competent	D	0 ####
Fluent	E	0 ####

EAL by Year Group	No.	%
Nursery	0	####
Reception	0	####
Year 1	0	####
Year 2	0	####
Year 3	0	####
Year 4	0	####
Year 5	0	####
Year 6	0	####
<b>Total</b>	<b>0</b>	<b>####</b>

EAL Assessment											
[A2E Profile EAL Assessment]											
Criteria	Code	No.	%	Rec	Yr 1	Yr 2	Yr 3	Yr 4	Yr 5	Yr 6	
Stage 1	(A)	0	####	0	0	0	0	0	0	0	0
Stage 2	(A)	0	####	0	0	0	0	0	0	0	0
Stage 3	(B)	0	####	0	0	0	0	0	0	0	0
Stage 4	(B)	0	####	0	0	0	0	0	0	0	0
Stage 5	(C)	0	####	0	0	0	0	0	0	0	0
Stage 6	(C)	0	####	0	0	0	0	0	0	0	0
Stage 7	(D)	0	####	0	0	0	0	0	0	0	0
Stage 8	(E)	0	####	0	0	0	0	0	0	0	0

First Language	No.	% of EAL
Urdu	0	#DIV/0!
Punjabi	0	#DIV/0!
Bengali	0	#DIV/0!
Pahari	0	#DIV/0!
Polish	0	#DIV/0!
Somali	0	#DIV/0!
Arabic	0	#DIV/0!
Pashto	0	#DIV/0!
Gujarati	0	#DIV/0!
Persian	0	#DIV/0!
French	0	#DIV/0!
Hindi	0	#DIV/0!
Romanian	0	#DIV/0!
Chinese	0	#DIV/0!
Tagalog/Fili	0	#DIV/0!
Portuguese	0	#DIV/0!
Tigrinya	0	#DIV/0!
German	0	#DIV/0!
Tamil	0	#DIV/0!
Other*	0	#DIV/0!

Attendance	No.	% of EAL Cohort
Average		#DIV/0!
96 - 100 %	0	#DIV/0!
91 - 95 %	0	#DIV/0!
85 - 90 %	0	#DIV/0!
Below 85%	0	#DIV/0!

Current Attainment against Age Expectations		
Reading	No.	% of Roll
Above ARE	0	#DIV/0!
At ARE	0	#DIV/0!
Below ARE	0	#DIV/0!
<b>Total</b>	<b>0</b>	<b>#DIV/0!</b>

Writing	No.	% of Roll
Above ARE	0	#DIV/0!
At ARE	0	#DIV/0!
Below ARE	0	#DIV/0!
<b>Total</b>	<b>0</b>	<b>#DIV/0!</b>

Maths	No.	% of Roll
Above ARE	0	#DIV/0!
At ARE	0	#DIV/0!
Below ARE	0	#DIV/0!
<b>Total</b>	<b>0</b>	<b>#DIV/0!</b>

[Click Here to go to Ethnicity Breakdown by Extended DfE](#)

[\\*Click Here to go to Full List of First Language by DfE Code](#)

# Pupil Premium/SEN data



<b>Total Cohort</b>	
<b>Total EAL</b>	0
<b>% EAL on Roll</b>	####

<b>gender</b>	No.
boys	0
girls	0

<b>Additional</b>	No.	% of EAL
EAL + PP	0	#DIV/0!
EAL + SEN	0	#DIV/0!

DfE Main Cat	No.	% of SEN
WBRI	0	#DIV/0!
WIRT	0	#DIV/0!
WIRI	0	#DIV/0!
WOTH	0	#DIV/0!
WROM	0	#DIV/0!
MwBA	0	#DIV/0!
MwBC	0	#DIV/0!
MwAS	0	#DIV/0!
MOTH	0	#DIV/0!
AIND	0	#DIV/0!
APKN	0	#DIV/0!
ABAN	0	#DIV/0!
AOTH	0	#DIV/0!
BCRB	0	#DIV/0!
BAFR	0	#DIV/0!
BOTH	0	#DIV/0!
CHNE	0	#DIV/0!
OOTH	0	#DIV/0!
REFU	0	#DIV/0!
NOBT	0	#DIV/0!

Language Proficiency	No.	%
New to English	A	0 ####
Early Acquisition	B	0 ####
Developing Competence	C	0 ####
Competent	D	0 ####
Fluent	E	0 ####

EAL by Year Group	No.	%
Nursery	0	####
Reception	0	####
Year 1	0	####
Year 2	0	####
Year 3	0	####
Year 4	0	####
Year 5	0	####
Year 6	0	####
<b>Total</b>	<b>0</b>	<b>####</b>

First Language	No.	% of EAL
Urdu	0	#DIV/0!
Panjabi	0	#DIV/0!
Bengali	0	#DIV/0!
Pahari	0	#DIV/0!
Polish	0	#DIV/0!
Somali	0	#DIV/0!
Arabic	0	#DIV/0!
Pashto	0	#DIV/0!
Gujarati	0	#DIV/0!
Persian	0	#DIV/0!
French	0	#DIV/0!
Hindi	0	#DIV/0!
Romanian	0	#DIV/0!
Chinese	0	#DIV/0!
Tagalog/Fili	0	#DIV/0!
Portuguese	0	#DIV/0!
Tigrinya	0	#DIV/0!
German	0	#DIV/0!
Tamil	0	#DIV/0!
Other*	0	#DIV/0!

Attendance	No.	% of EAL Cohort
Average		#DIV/0!
96 - 100 %	0	#DIV/0!
91 - 95 %	0	#DIV/0!
85 - 90 %	0	#DIV/0!
Below 85%	0	#DIV/0!

Current Attainment against Age Expectations		
Reading	No.	% of Roll
Above ARE	0	#DIV/0!
At ARE	0	#DIV/0!
Below ARE	0	#DIV/0!
<b>Total</b>	<b>0</b>	<b>#DIV/0!</b>

Writing	No.	% of Roll
Above ARE	0	#DIV/0!
At ARE	0	#DIV/0!
Below ARE	0	#DIV/0!
<b>Total</b>	<b>0</b>	<b>#DIV/0!</b>

Maths	No.	% of Roll
Above ARE	0	#DIV/0!
At ARE	0	#DIV/0!
Below ARE	0	#DIV/0!
<b>Total</b>	<b>0</b>	<b>#DIV/0!</b>

EAL Assessment											
[A2E Profile EAL Assessment]											
Criteria	Code	No.	%	Rec	Yr 1	Yr 2	Yr 3	Yr 4	Yr 5	Yr 6	
Stage 1	(A)	0	####	0	0	0	0	0	0	0	0
Stage 2	(A)	0	####	0	0	0	0	0	0	0	0
Stage 3	(B)	0	####	0	0	0	0	0	0	0	0
Stage 4	(B)	0	####	0	0	0	0	0	0	0	0
Stage 5	(C)	0	####	0	0	0	0	0	0	0	0
Stage 6	(C)	0	####	0	0	0	0	0	0	0	0
Stage 7	(D)	0	####	0	0	0	0	0	0	0	0
Stage 8	(E)	0	####	0	0	0	0	0	0	0	0

Click Here to go to Ethnicity Breakdown by Extended DfE

\*Click Here to go to Full List of First Language by DfE Code

# Ethnicity Breakdown

<b>Total Cohort</b>	
<b>Total EAL</b>	0
<b>% EAL on Roll</b>	#####

<b>gender</b>	No.	%
boys	0	#####
girls	0	#####

<b>SEN Stage</b>	No.	% of Roll
<b>SEN Support</b>	0	#DIV/0!
<b>EHC (E / S)</b>	0	#DIV/0!

<b>Additional</b>	No.	% of EAL
EAL + PP	0	#DIV/0!
EAL + SEN	0	#DIV/0!

DfE Main Cat	No.	% of SEN
WBRI	0	#DIV/0!
WIRT	0	#DIV/0!
WIRI	0	#DIV/0!
WOTH	0	#DIV/0!
WROM	0	#DIV/0!
MwBA	0	#DIV/0!
MwBC	0	#DIV/0!
MwAS	0	#DIV/0!
MOTH	0	#DIV/0!
AIND	0	#DIV/0!
APKN	0	#DIV/0!
ABAN	0	#DIV/0!
AOTH	0	#DIV/0!
BCRB	0	#DIV/0!
BAFR	0	#DIV/0!
BOTH	0	#DIV/0!
CHNE	0	#DIV/0!
OOTH	0	#DIV/0!
REFU	0	#DIV/0!
NOBT	0	#DIV/0!

Language	No.	%
Developing Competence	C	0 #####
Competent	D	0 #####
Fluent	E	0 #####

EAL by Year	No.	%
Year 3	0	#####
Year 4	0	#####
Year 5	0	#####
Year 6	0	#####
<b>Total</b>	<b>0</b>	<b>#####</b>

First Language	No.	% of EAL
Urdu	0	#DIV/0!
Panjabi	0	#DIV/0!
Bengali	0	#DIV/0!
Pahari	0	#DIV/0!
Polish	0	#DIV/0!
Somali	0	#DIV/0!
Arabic	0	#DIV/0!
Pashto	0	#DIV/0!
Gujarati	0	#DIV/0!
Persian	0	#DIV/0!
French	0	#DIV/0!
Hindi	0	#DIV/0!
Romanian	0	#DIV/0!
Chinese	0	#DIV/0!
Tagalog/Fili	0	#DIV/0!
Portuguese	0	#DIV/0!
Tigrinya	0	#DIV/0!
German	0	#DIV/0!
Tamil	0	#DIV/0!
Other*	0	#DIV/0!

Attendance	No.	% of EAL Cohort
Average		#DIV/0!
96 - 100 %	0	#DIV/0!
91 - 95 %	0	#DIV/0!
85 - 90 %	0	#DIV/0!
Below 85%	0	#DIV/0!

Current Attainment against Age Expectations		
Reading	No.	% of Roll
Above ARE	0	#DIV/0!
At ARE	0	#DIV/0!
Below ARE	0	#DIV/0!
<b>Total</b>	<b>0</b>	<b>#DIV/0!</b>

Writing	No.	% of Roll
Above ARE	0	#DIV/0!
At ARE	0	#DIV/0!
Below ARE	0	#DIV/0!
<b>Total</b>	<b>0</b>	<b>#DIV/0!</b>

Maths	No.	% of Roll
Above ARE	0	#DIV/0!
At ARE	0	#DIV/0!
Below ARE	0	#DIV/0!
<b>Total</b>	<b>0</b>	<b>#DIV/0!</b>

EAL Assessment										
[A2E Profile EAL Assessment]										
Criteria	Code	No.	%	Rec	Yr 1	Yr 2	Yr 3	Yr 4	Yr 5	Yr 6
Stage 1	(A)	0	#####	0	0	0	0	0	0	0
Stage 2	(A)	0	#####	0	0	0	0	0	0	0
Stage 3	(B)	0	#####	0	0	0	0	0	0	0
Stage 4	(B)	0	#####	0	0	0	0	0	0	0
Stage 5	(C)	0	#####	0	0	0	0	0	0	0
Stage 6	(C)	0	#####	0	0	0	0	0	0	0
Stage 7	(D)	0	#####	0	0	0	0	0	0	0
Stage 8	(E)	0	#####	0	0	0	0	0	0	0

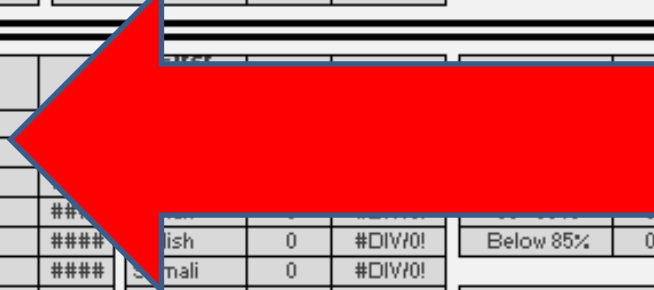
Click Here to go to Ethnicity Breakdown by Extended DfE

\*Click Here to go to Full List of First Language by DfE Code

# Year Group Breakdown

<b>Total Cohort</b>		<b>gender</b>	No.	%	<b>SEN Stage</b>	No.	% of Roll	<b>Additional</b>	No.	% of EAL
<b>Total EAL</b>	0	boys	0	####	<b>SEN Support</b>	0	#DIV/0!	EAL + PP	0	#DIV/0!
<b>% EAL on Roll</b>	####	girls	0	####	<b>EHC (E / S)</b>	0	#DIV/0!	EAL + SEN	0	#DIV/0!

DfE Main Cat	No.	% of SEN	Language Proficiency			EAL by Year Group			Additional Languages			% of EAL Cohort											
WBRI	0	#DIV/0!	New to English	A	0	####	Nursery	0	English	0	#DIV/0!	#DIV/0!											
WIRT	0	#DIV/0!					Reception	0		Early Acquisition			B	0	####	#DIV/0!							
WIRI	0	#DIV/0!	Developing Competence	C	0	####	Year 1	0	Somali		0	#DIV/0!					#DIV/0!						
WOTH	0	#DIV/0!					Year 2	0		Competent	D		0	####	Pashto	0		#DIV/0!					
WROM	0	#DIV/0!					Year 3	0											Fluent	E	0	####	Gujarati
MwBA	0	#DIV/0!	Year 4	0	Total	0	####	Persian	0	#DIV/0!	#DIV/0!												
MwBC	0	#DIV/0!	Year 5	0								<b>EAL Assessment</b>			Hindi	0	#DIV/0!	#DIV/0!					
MwAS	0	#DIV/0!	Year 6	0	<b>(A2E Profile EAL Assessment)</b>			Romanian	0	#DIV/0!	#DIV/0!												
MOTH	0	#DIV/0!				Criteria	Code					No.	%	Rec	Yr 1	Yr 2	Yr 3	Yr 4	Yr 5	Yr 6	Chinese	0	#DIV/0!
AIND	0	#DIV/0!	Stage 1	(A)	0	####	0	0	0	0	0	0	0	0	0	0	Tagalog/Fili	0	#DIV/0!	#DIV/0!			
APKN	0	#DIV/0!	Stage 2	(A)	0	####	0	0	0	0	0	0	0	0	0	0					Portuguese	0	#DIV/0!
ABAN	0	#DIV/0!	Stage 3	(B)	0	####	0	0	0	0	0	0	0	0	0	0	Tigrinya	0	#DIV/0!	#DIV/0!			
AOTH	0	#DIV/0!	Stage 4	(B)	0	####	0	0	0	0	0	0	0	0	0	0					German	0	#DIV/0!
BCRB	0	#DIV/0!	Stage 5	(C)	0	####	0	0	0	0	0	0	0	0	0	0	Tamil	0	#DIV/0!	#DIV/0!			
BAFR	0	#DIV/0!	Stage 6	(C)	0	####	0	0	0	0	0	0	0	0	0	0					Other*	0	#DIV/0!
BOTH	0	#DIV/0!	Stage 7	(D)	0	####	0	0	0	0	0	0	0	0	0	0				Total			
CHNE	0	#DIV/0!	Stage 8	(E)	0	####	0	0	0	0	0	0	0	0	0	0					Total	0	#DIV/0!
OOTH	0	#DIV/0!																					
REFU	0	#DIV/0!																					
NOBT	0	#DIV/0!																					



Click Here to go to Ethnicity Breakdown by Extended DfE



\*Click Here to go to Full List of First Language by DfE Code

Current Attainment against Age Expectations		
<b>Reading</b>	No.	% of Roll
Above ARE	0	#DIV/0!
At ARE	0	#DIV/0!
Below ARE	0	#DIV/0!
<b>Total</b>	<b>0</b>	<b>#DIV/0!</b>

Writing		
Above ARE	0	#DIV/0!
At ARE	0	#DIV/0!
Below ARE	0	#DIV/0!
<b>Total</b>	<b>0</b>	<b>#DIV/0!</b>

Maths		
Above ARE	0	#DIV/0!
At ARE	0	#DIV/0!
Below ARE	0	#DIV/0!
<b>Total</b>	<b>0</b>	<b>#DIV/0!</b>

# Overview of languages

<b>Total Cohort</b>		<b>gender</b>	No.	%	<b>SEN Stage</b>	No.	% of Roll	<b>Additional</b>	No.	% of EAL		
<b>Total EAL</b>	0	boys	0	####	<b>SEN Support</b>	0	#DIV/0!	EAL + PP	0	#DIV/0!	<b>EAL Data Dashboard</b>	
<b>% EAL on Roll</b>	####	girls	0	####	<b>EHC (E / S)</b>	0	#DIV/0!	EAL + SEN	0	#DIV/0!	Version 1	

DfE Main Cat	No.	% of SEN	Language Proficiency			EAL by Year Group			First Language			
WBRI	0	#DIV/0!	New to English	A	0	####	Nursery	0	####	Urdu	0	#DIV/0!
WIRT	0	#DIV/0!					Early Acquisition	B	0	####	Reception	0
WIRI	0	#DIV/0!	Developing Competence	C	0	####					Year 1	0
WOTH	0	#DIV/0!					Competent	D	0	####	Year 2	0
WROM	0	#DIV/0!	Fluent	E	0	####					Year 3	0
MwBA	0	#DIV/0!					Total		0	####	Year 4	0
MwBC	0	#DIV/0!			0	####					Year 5	0
MwAS	0	#DIV/0!							0	####	Year 6	0
MOTH	0	#DIV/0!									Gujarati	0
AIND	0	#DIV/0!							Persian	0	#DIV/0!	
APKN	0	#DIV/0!							French	0	#DIV/0!	
ABAN	0	#DIV/0!							Hindi	0	#DIV/0!	
AOTH	0	#DIV/0!							Romanian	0	#DIV/0!	
BCRB	0	#DIV/0!							Chinese	0	#DIV/0!	
BAFR	0	#DIV/0!							Tagalog/Fili	0	#DIV/0!	
BOTH	0	#DIV/0!							Portuguese	0	#DIV/0!	
CHNE	0	#DIV/0!							Tigrinya	0	#DIV/0!	
OOTH	0	#DIV/0!							German	0	#DIV/0!	
REFU	0	#DIV/0!							Tamil	0	#DIV/0!	
NOBT	0	#DIV/0!							Other*	0	#DIV/0!	

EAL Assessment										
[A2E Profile EAL Assessment]										
Criteria	Code	No.	%	Rec	Yr 1	Yr 2	Yr 3	Yr 4	Yr 5	Yr 6
Stage 1	(A)	0	####	0	0	0	0	0	0	0
Stage 2	(A)	0	####	0	0	0	0	0	0	0
Stage 3	(B)	0	####	0	0	0	0	0	0	0
Stage 4	(B)	0	####	0	0	0	0	0	0	0
Stage 5	(C)	0	####	0	0	0	0	0	0	0
Stage 6	(C)	0	####	0	0	0	0	0	0	0
Stage 7	(D)	0	####	0	0	0	0	0	0	0
Stage 8	(E)	0	####	0	0	0	0	0	0	0

Current Attainment against Age Expectations		
Reading	No.	% of Roll
Above ARE	0	#DIV/0!
At ARE	0	#DIV/0!
Below ARE	0	#DIV/0!
<b>Total</b>	<b>0</b>	<b>#DIV/0!</b>

Writing		
	No.	% of Roll
Above ARE	0	#DIV/0!
At ARE	0	#DIV/0!
Below ARE	0	#DIV/0!
<b>Total</b>	<b>0</b>	<b>#DIV/0!</b>



Maths		
	No.	% of Roll
Above ARE	0	#DIV/0!
At ARE	0	#DIV/0!
Below ARE	0	#DIV/0!
<b>Total</b>	<b>0</b>	<b>#DIV/0!</b>

Click Here to go to Ethnicity Breakdown by Extended DfE

\*Click Here to go to Full List of First Language by DfE Code

# EAL/Attendance

<b>Total Cohort</b>		<b>gender</b>	No.	%	<b>SEN Stage</b>	No.	% of Roll	<b>Additional</b>	No.	% of EAL		
<b>Total EAL</b>	0	boys	0	####	<b>SEN Support</b>	0	#DIV/0!	EAL + PP	0	#DIV/0!	<b>EAL Data Dashboard</b>	
<b>% EAL on Roll</b>	####	girls	0	####	<b>EHC (E / S)</b>	0	#DIV/0!	EAL + SEN	0	#DIV/0!	Version 1	

DfE Main Cat	No.	% of SEN	Language Proficiency	No.	%	EAL by Year	FIRST	Attendance	No.	% of EAL Cohort	
WBRI	0	#DIV/0!	New to English	A	0	####	Nurse	Average	0	#DIV/0!	
WIRT	0	#DIV/0!									
WIRI	0	#DIV/0!	Early Acquisition	B	0	####	Recep	96 - 100 %	0	#DIV/0!	
WOTH	0	#DIV/0!									
WROM	0	#DIV/0!	Developing Competence	C	0	####	Year 1	91 - 95 %	0	#DIV/0!	
MwBA	0	#DIV/0!									
MwBC	0	#DIV/0!	Competent	D	0	####	Year 2	85 - 90 %	0	#DIV/0!	
MwAS	0	#DIV/0!									
MOTH	0	#DIV/0!	Fluent	E	0	####	Year 3	Below 85%	0	#DIV/0!	
AIND	0	#DIV/0!									
APKN	0	#DIV/0!				<b>Total</b>	0	####	<b>Current Attainment against Age Expectations</b>		
ABAN	0	#DIV/0!							<b>Reading</b>		
AOTH	0	#DIV/0!							Above ARE	0	#DIV/0!
BCRB	0	#DIV/0!							At ARE	0	#DIV/0!
BAFR	0	#DIV/0!							Below ARE	0	#DIV/0!
BOTH	0	#DIV/0!							<b>Total</b>	<b>0</b>	<b>#DIV/0!</b>
CHNE	0	#DIV/0!							<b>Writing</b>		
OOTH	0	#DIV/0!							Above ARE	0	#DIV/0!
REFU	0	#DIV/0!							At ARE	0	#DIV/0!
NOBT	0	#DIV/0!							Below ARE	0	#DIV/0!
									<b>Total</b>	<b>0</b>	<b>#DIV/0!</b>
									<b>Maths</b>		
									Above ARE	0	#DIV/0!
									At ARE	0	#DIV/0!
									Below ARE	0	#DIV/0!
									<b>Total</b>	<b>0</b>	<b>#DIV/0!</b>



EAL Assessment										
[A2E Profile EAL Assessment]										
Criteria	Code	No.	%	Rec	Yr 1	Yr 2	Yr 3	Yr 4	Yr 5	Yr 6
Stage 1	(A)	0	####	0	0	0	0	0	0	0
Stage 2	(A)	0	####	0	0	0	0	0	0	0
Stage 3	(B)	0	####	0	0	0	0	0	0	0
Stage 4	(B)	0	####	0	0	0	0	0	0	0
Stage 5	(C)	0	####	0	0	0	0	0	0	0
Stage 6	(C)	0	####	0	0	0	0	0	0	0
Stage 7	(D)	0	####	0	0	0	0	0	0	0
Stage 8	(E)	0	####	0	0	0	0	0	0	0


<a href="#">Click Here to go to Ethnicity Breakdown by Extended DfE</a>		<a href="#">*Click Here to go to Full List of First Language by DfE Code</a>	
---	--	--	--



# EAL pupils attainment

<b>Total Cohort</b>		<b>gender</b>	No.	%	<b>SEN Stage</b>	No.	% of Roll	<b>Additional</b>	No.	% of EAL	 Birmingham City Council	 Access to Education
<b>Total EAL</b>	0	boys	0	####	<b>SEN Support</b>	0	#DIV/0!	EAL + PP	0	#DIV/0!	<b>EAL Data Dashboard</b>	
<b>% EAL on Roll</b>	####	girls	0	####	<b>EHC (E / S)</b>	0	#DIV/0!	EAL + SEN	0	#DIV/0!	Version 1	

DfE Main Cat	No.	% of SEN	Language Proficiency			EAL by Year Group			FIRST Language			Attendance				
			No.	%		No.	%	No.	% of EAL	No.	% of EAL Cohort	No.	% of EAL Cohort			
WBRI	0	#DIV/0!	New to English	A	0	####	Nursery	0	####	Urdu	0	#DIV/0!	Average	#DIV/0!		
WIRT	0	#DIV/0!					Reception	0	####	Panjabi	0	#DIV/0!	96 - 100 %	0	#DIV/0!	
WIRI	0	#DIV/0!	Early Acquisition	B	0	####	Year 1	0	####	Bengali	0	#DIV/0!	91 - 95 %	0	#DIV/0!	
WOTH	0	#DIV/0!					Year 2	0	####	Pahari	0	#DIV/0!	85 - 90 %	0	#DIV/0!	
WROM	0	#DIV/0!	Developing Competence	C	0	####	Year 3	0	####	Polish	0	#DIV/0!	Below 85%	0	#DIV/0!	
MwBA	0	#DIV/0!					Year 4	0	####	Somali	0	#DIV/0!				
MwBC	0	#DIV/0!	Competent	D	0	####	Year 5	0	####	Arabic	0	#DIV/0!				
MwAS	0	#DIV/0!					Year 6	0	####							
MOTH	0	#DIV/0!	Fluent	E	0	####	<b>Total</b>									
AIND	0	#DIV/0!														
APKN	0	#DIV/0!	<b>EAL Assessment</b>													
ABAN	0	#DIV/0!	<b>(A2E Profile EAL Assessment)</b>													
AOTH	0	#DIV/0!	Criteria	Code	No.	%	Rec	Yr 1	Yr 2	Yr 3	Yr 4	Yr 5	Yr 6	Romanian	0	#DIV/0!
BCRB	0	#DIV/0!	Stage 1	(A)	0	####	0	0	0	0	0	0	0	Chinese	0	#DIV/0!
BAFR	0	#DIV/0!	Stage 2	(A)	0	####	0	0	0	0	0	0	0	Tagalog/Fili	0	#DIV/0!
BOTH	0	#DIV/0!	Stage 3	(B)	0	####	0	0	0	0	0	0	0	Portuguese	0	#DIV/0!
CHNE	0	#DIV/0!	Stage 4	(B)	0	####	0	0	0	0	0	0	0	Tigrinya	0	#DIV/0!
OOTH	0	#DIV/0!	Stage 5	(C)	0	####	0	0	0	0	0	0	0	German	0	#DIV/0!
REFU	0	#DIV/0!	Stage 6	(C)	0	####	0	0	0	0	0	0	0	Tamil	0	#DIV/0!
NOBT	0	#DIV/0!	Stage 7	(D)	0	####	0	0	0	0	0	0	0	Other*	0	#DIV/0!
			Stage 8	(E)	0	####	0	0	0	0	0	0	0			



Click Here to go to Ethnicity Breakdown by Extended DfE

\*Click Here to go to Full List of First Language by DfE Code

Attendance	No.	% of EAL Cohort
Average		#DIV/0!
96 - 100 %	0	#DIV/0!
91 - 95 %	0	#DIV/0!
85 - 90 %	0	#DIV/0!
Below 85%	0	#DIV/0!

Current Attainment against Age Expectations		
Reading	No.	% of Roll
Above ARE	0	#DIV/0!
At ARE	0	#DIV/0!
Below ARE	0	#DIV/0!
<b>Total</b>	<b>0</b>	<b>#DIV/0!</b>



Writing	No.	% of Roll
Above ARE	0	#DIV/0!
At ARE	0	#DIV/0!
Below ARE	0	#DIV/0!
<b>Total</b>	<b>0</b>	<b>#DIV/0!</b>

Maths	No.	% of Roll
Above ARE	0	#DIV/0!
At ARE	0	#DIV/0!
Below ARE	0	#DIV/0!
<b>Total</b>	<b>0</b>	<b>#DIV/0!</b>

# Breakdown of proficiency data

Total Cohort		gender	No.	%	SEN Stage	No.	% of Roll	Additional	No.	% of EAL
Total EAL	0	boys	0	####	SEN Support	0	#DIV/0!	EAL + PP	0	#DIV/0!
% EAL on Roll	####	girls	0	####	EHC (E / S)	0	#DIV/0!	EAL + SEN	0	#DIV/0!

 	
<b>EAL Data Dashboard</b> Version 1	

DfE Main Cat	No.	% of SEN	Language Proficiency			EAL by Year Group			First Language		Attendance			
WBRI	0	#DIV/0!	New to English	A	0	####	Nursery	0	####	Urdu	0	#DIV/0!	Average	#DIV/0!
WIRT	0	#DIV/0!					Early Acquisition	B	0	####	Reception	0	####	Punjabi
WIRI	0	#DIV/0!	Developing Competence	C	0	####					Year 1	0	####	Bengali
WOTH	0	#DIV/0!					Competent	D	0	####	Year 2	0	####	Pahari
WROM	0	#DIV/0!	Fluent	E	0	####					Year 3	0	####	Polish
MwBA	0	#DIV/0!					Total		0	####	Year 4	0	####	Somali
MwBC	0	#DIV/0!									Year 5	0	####	Arabic
MwAS	0	#DIV/0!					Year 6	0	####	Pashto	0	#DIV/0!		
MOTH	0	#DIV/0!								Gujarati	0	#DIV/0!		
AIND	0	#DIV/0!								Persian	0	#DIV/0!		
APKN	0	#DIV/0!												
ABAN	0	#DIV/0!												
AOTH	0	#DIV/0!												
BCRB	0	#DIV/0!												
BAFR	0	#DIV/0!												
BOTH	0	#DIV/0!												
CHNE	0	#DIV/0!												
OOTH	0	#DIV/0!												
REFU	0	#DIV/0!												
NOBT	0	#DIV/0!												

EAL Assessment (A2E Profile EAL)										
Criteria	Code	No.	%	Rec	Yr	Yr	Yr	Yr	Yr	Yr
Stage 1	(A)	0	####	0	0	0	0	0	0	0
Stage 2	(A)	0	####	0	0	0	0	0	0	0
Stage 3	(B)	0	####	0	0	0	0	0	0	0
Stage 4	(B)	0	####	0	0	0	0	0	0	0
Stage 5	(C)	0	####	0	0	0	0	0	0	0
Stage 6	(C)	0	####	0	0	0	0	0	0	0
Stage 7	(D)	0	####	0	0	0	0	0	0	0
Stage 8	(E)	0	####	0	0	0	0	0	0	0

Current Attainment against Age Expectations		
Reading	No.	% of Roll
Above ARE	0	#DIV/0!
At ARE	0	#DIV/0!
Below ARE	0	#DIV/0!
<b>Total</b>	<b>0</b>	<b>#DIV/0!</b>

Writing		
	No.	% of Roll
Above ARE	0	#DIV/0!
At ARE	0	#DIV/0!
Below ARE	0	#DIV/0!
<b>Total</b>	<b>0</b>	<b>#DIV/0!</b>

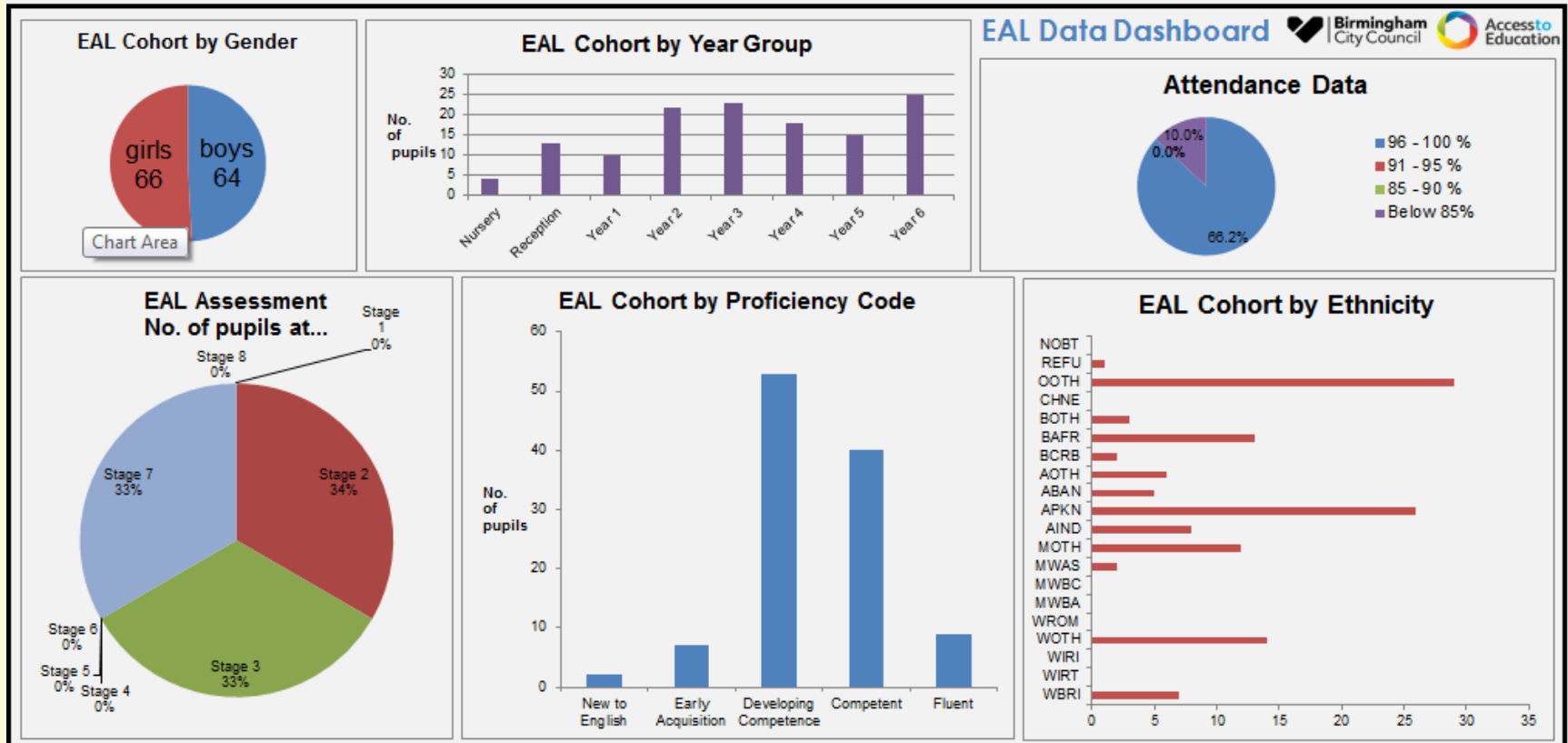
  

Maths		
	No.	% of Roll
Above ARE	0	#DIV/0!
At ARE	0	#DIV/0!
Below ARE	0	#DIV/0!
<b>Total</b>	<b>0</b>	<b>#DIV/0!</b>

<a href="#">Click Here to go to Ethnicity Breakdown by Extended DfE</a>	<a href="#">*Click Here to go to Full List of First Language by DfE Code</a>
---	--

# Chart tab



# How does it work?

<http://accesstoeducation.birmingham.gov.uk/index.php/pss/eal/eal-resources.html>

## Creator guide - yellow sheet

Creator guide for generating an EAL Data dashboard – version 1



1. A report needs to be run from the schools Management Information System. If you do not know how to do this, a member of your office staff should do.
2. When the report is created, they need to choose the following items in this order:

Forename – surname – date of birth – gender – ethnicity code – year – form – first language code – proficiency census code – SEN provision type – SEN need code – pupil premium – attendance – uk arrival date – school system EAL assessment data (you may not have this data on the system)

# Audience

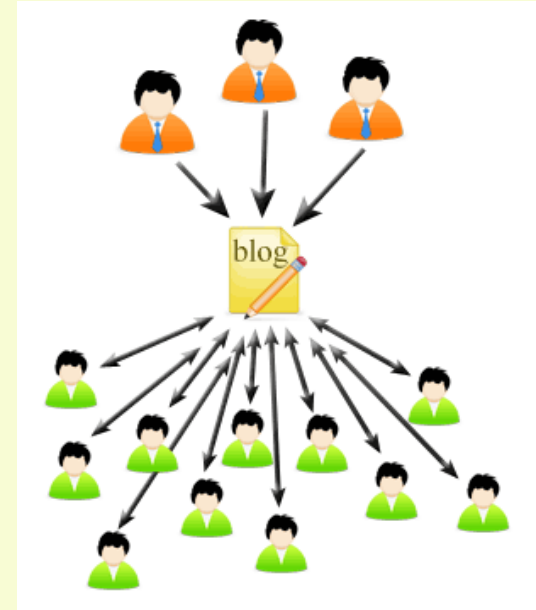
- EAL co-ordinators

- SLT

- Governors

- Information for Heads of Year to aid with pupil progress meetings

- Ofsted



# Thanks to

Greet Primary

Lyndon Green Infants

Elms Farm Community Primary School



Avril Bull  
avril.bull@birmingham.gov.uk