


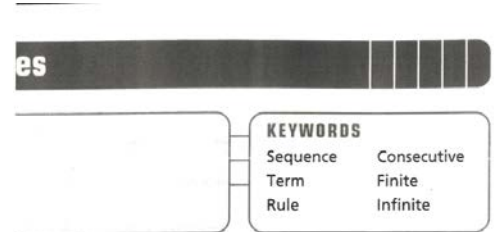

Additional guide on photo enlarging for modification for children with Vision Support Needs

How do I produce font size pt.36 by photo enlarging?

To produce text that is font sized pt.36 will be different for different sized original fonts. Below are four examples from different books.




Original size of print is pt.10. This requires enlarging by 400% to produce a text sized pt.36

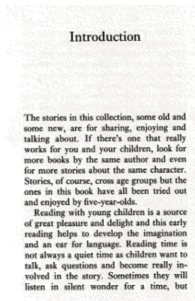




KEYWORDS



Sequence	Consecutive
Term	Finite
Rule	Infinite



Original size of print is pt.14. This requires enlarging by 275% to produce a text sized pt.36




Original size of print is pt 16. This requires enlarging by 225% to produce a text sized pt.36




Please reply to:

Access to Education
Sensory Support Vision Support Team
Vauxhall Gardens
Barrack Street
Birmingham B7 4HA

Telephone No: 0121 303 1793



Original size of print is pt. 24. This requires enlarging by 141% to produce a text sized pt.36



Printing out on A3 sized paper is required to achieve these results. Sometimes A3 sized paper is not big enough to display the whole enlargement (as above with the first two examples). The smaller the text size you start with the less likely you are to achieve a full page in the enlarged copy. During production, the photocopier may change the orientation of the paper from portrait to landscape too.

Trial and error

It can take a bit of trial and error on the photocopier to find the correct percentage to enlarge by. You can use our **Font Sizes Comparisons guide** to compare your original text with the results of your enlarging, to see how far away you are from achieving the size you require.

However it may be that you need to scan the material in for enlarging. If you are not able to scan the document, and cannot access it on RNIB Bookshare (or despite this, you still require a paper modification that you are not able to make yourself) you can make a request to Sensory Support to produce the modification for you. Complete our **Curriculum Modification Request slip** or see below for our contact details.

Original font size	Percentage to enlarge by to achieve pt.36
10	400%
14	275%
16	225%
24	141%